



Consolidated Rigging, Inc.
 4035 Grass Valley Hwy. Suite Q
 Auburn, CA 95602
 530 823 7969 530 823 7971 fax
 www.crmojo.com

Customer Information

Name _____
 Street _____
 City _____ Phone _____
 Country _____ Fax _____
 Postal Code _____ E-Mail _____

Rig Specifications See reverse for available colors

Canopy _____ **Fit:** **Standard** **Soft**
 1 _____ 5 _____
 2 _____ 6 _____
 3 _____ 7 _____
 4a _____ 8 (Trim Tape) _____
 4b^{\$} _____ Sidewall^{\$} _____
 (if different from #1)

Pin Stripes (should be different color than trim tape. One set is included)

Mud-Flap (4b)^{\$} Color _____ Color^{\$} _____
 Kit^{\$} (Includes: winglets, mud-flap container sidewall & leg pads) Color _____

Custom Embroidery

Name on #4b^{\$} Left (user's) _____ Right (user's) _____
 Thread Color Left _____ Right _____
 Style *Script* BLOCK *Script* BLOCK
 CR Logo on both Side Flaps^{\$} No "Perigee Pro" Embroidery #5^{\$}
 Custom Design on #2 and /or #3 (contact us)^{\$}

Harness Options

3-Rings Mini Large None
 Black Silver Purple Custom^{\$} _____
 Release Handle Stainless Steel Hip Rings^{\$}
 Black Red Stainless Steel Kit^{\$} (all hd. ware)
 Articulated Lower Harness^{\$} B-12 Snaps^{\$} (not available w/ Art. Harness)
 Stainless Steel Harness Rings^{\$} Front Riser Dive Loops^{\$}
 Type 17 (1.0") Chest Strap
 D-Rings (permanent)^{\$}

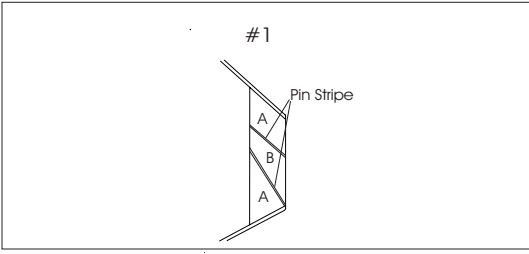
Container Options

"Jack the Ripper" hook knife mounted in LH mud-flap^{\$}
 Tie Dye Fabric^{\$}
 Back Pad Pocket^{\$}
 Owner's Manual on CD (PC)

MEASUREMENTS

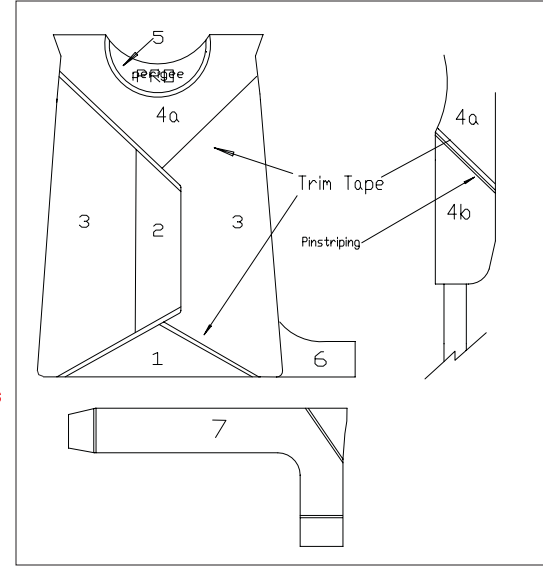
See reverse for instructions

Male Female
 Height _____ Weight _____
 Chest _____ Waist@Navel _____
 Torso _____ Leg Strap _____
From base of neck below adam's apple to top of hip bone on side of body
Top of hip bone-around leg and back to hip bone
 Previous Perigee SN: _____ Inseam _____



Mid-Flap Options **Mid-Flap Colors**

Standard-No option Panel A _____
 Option #1^{\$} Panel B _____
 Pin stripe^{\$} _____



Pilot Chute Choice (one is included)

46" AV 46" STD.
 42" AV 42" STD.
 38" AV 38" STD.
 32" AV 32" STD.

Pricing All Items above marked with a "\$" cost additional.

Perigee Pro Package	\$755	(Includes Rig, with one set of pin stripes, BASE risers/toggles, Pilot chute (your choice), Bridle, Stash Bag, T-Shirt and manual.
Articulated Lower Harness	\$95	
Stainless Steel Harness Rings	\$50	
Stainless Steel Hip Rings	\$50	
Stainless Steel Kit	\$200	
D-Rings	\$20	
B-12 Snaps	\$40	
Front Riser Dive Loops	\$10	
Back Pad Pocket	\$25	
Jack the Ripper Hook Knife	\$15	
Tie Dye fabric - partial rig	\$90	
Tie Dye fabric- complete rig	\$200	
Custom Mid-Flap	\$50	
2-Color #4 (both)	\$20	
Tape Color Change (each)	\$10	
#1 Flap different from sidewall	\$30	
Extra Pin-Stripe	\$10	
Pin-Stripe Kit	\$40	
Name on #4b (per side)	\$20	
CR Logo on #3 (both)	\$40	
No "Perigee" embroidery #5	\$25	
Custom Colored Harness	\$20	

Measuring Guide

To perform it's best, your Harness / Container System must fit well.

To help ensure this we have provided the following guideline for taking accurate measurements.

Next to the description of each measurement are two numbers. These denote the typical (medium) length for that measurement. The format is inches / cm. Use this as a reference to be sure your measurement makes sense.

A few tips for successful measuring:

- Do not attempt to measure yourself . Use an assistant.
- Wear the clothes you will most likely be jumping in.
- Take each measurement 3 times and use the average.
- Do not make "corrections". If you have a special request, place it in the comments field below.

Height

With no shoes on, stand erect against a wall and record the point that is in-line with the top of your head. (69 /175)

Weight

Stand on a scale- don't guess. (160 /72.5)

Chest

Measure across nipples or below breasts. (40 /102)

Waist

Measure at navel. (32 /81)

Torso

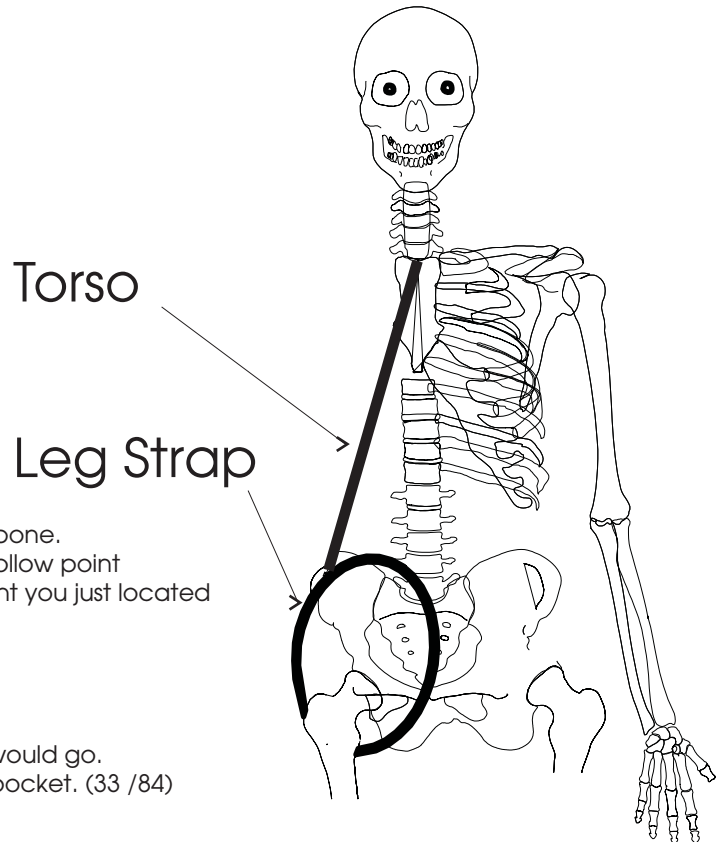
Place your finger tips into your arm pit and move your hand down the side of your body until you feel the high point of the hip bone. Leave your hand here and have your assistant measure from the hollow point at the base of your throat (just below the adam's apple) to the point you just located on your hip. (20 /51)

Leg Strap

Place the tape at the same point on your hip used for the Torso measurement and pass it around your leg as a leg strap would go. Do not pull too tight and be sure you do not have a wallet in your pocket. (33 /84)

Inseam

With feet shoulder width apart and no shoes on, measure from the crotch to the floor in a straight line. (32 / 81)



Comments / Special Instructions

Colors

Cordura:

Black, White, Smoke, Silver, Red, Gold, Navy, Royal, Purple, Orange, Forrest Green, Flo. Yellow, Flo. Green, Woodland Camo., Fuschia, Jade.

Tie dye is custom created for each application-call.

Binding Tape:

Black, White, Smoke, Silver, Red, Gold, Navy, Royal, Light Blue, Purple, Flo. Orange, Forrest Green, Flo. Yellow, Fuschia, Flo. Green, Jade, Turquoise, Yellow, Lavendar.

Cordura:
Black, White, Smoke, Silver, Red, Gold, Navy, Royal, Purple, Orange, Forrest Green, Flo. Yellow, Flo. Green, Woodland Camo., Fuschia, Jade.
Tie dye is custom created for each application-call.

Binding Tape:
Black, White, Smoke, Silver, Red, Gold, Navy, Royal, Light Blue, Purple, Flo. Orange, Forrest Green, Flo. Yellow, Fuschia, Flo. Green, Jade, Turquoise, Yellow, Lavendar.